




深圳市崧盛电子股份有限公司

SHENZHEN SOSEN ELECTRONICS CO.,LTD

SOSEN





深圳市崧盛电子股份有限公司

SHENZHEN SOSEN ELECTRONICS CO., LTD.

SOSEN

打开串口连接 ×

端口

波特率

校验位

数据位

停止位



深圳市崧盛电子股份有限公司

SHENZHEN SOSEN ELECTRONICS CO.,L

SOSEN

SosenProgrammer V1.0.21.1210 - [USB Serial Port (COM7):38400-8-N-0] - [From LED-Driver(V10.201205)]

文件 连接 语言/Language 帮助

The screenshot displays the SosenProgrammer software interface. The main window shows a circuit diagram with a green background. A red crosshair is visible on the left side. The interface includes several panels and plots:

- Left Panel:** Contains two buttons labeled "写入编程器" (Write Programmer) and "读取LED驱动器" (Read LED Driver).
- Top Panel:** Displays a circuit diagram with a red crosshair and a red circle labeled "1" pointing to a component.
- Bottom Panel:** Contains a red circle labeled "4" pointing to a component.
- Right Panel:** Contains several plots and data tables. The plots show waveforms and data points. One plot shows a sawtooth wave, and another shows a square wave. The data tables show numerical values for various parameters.

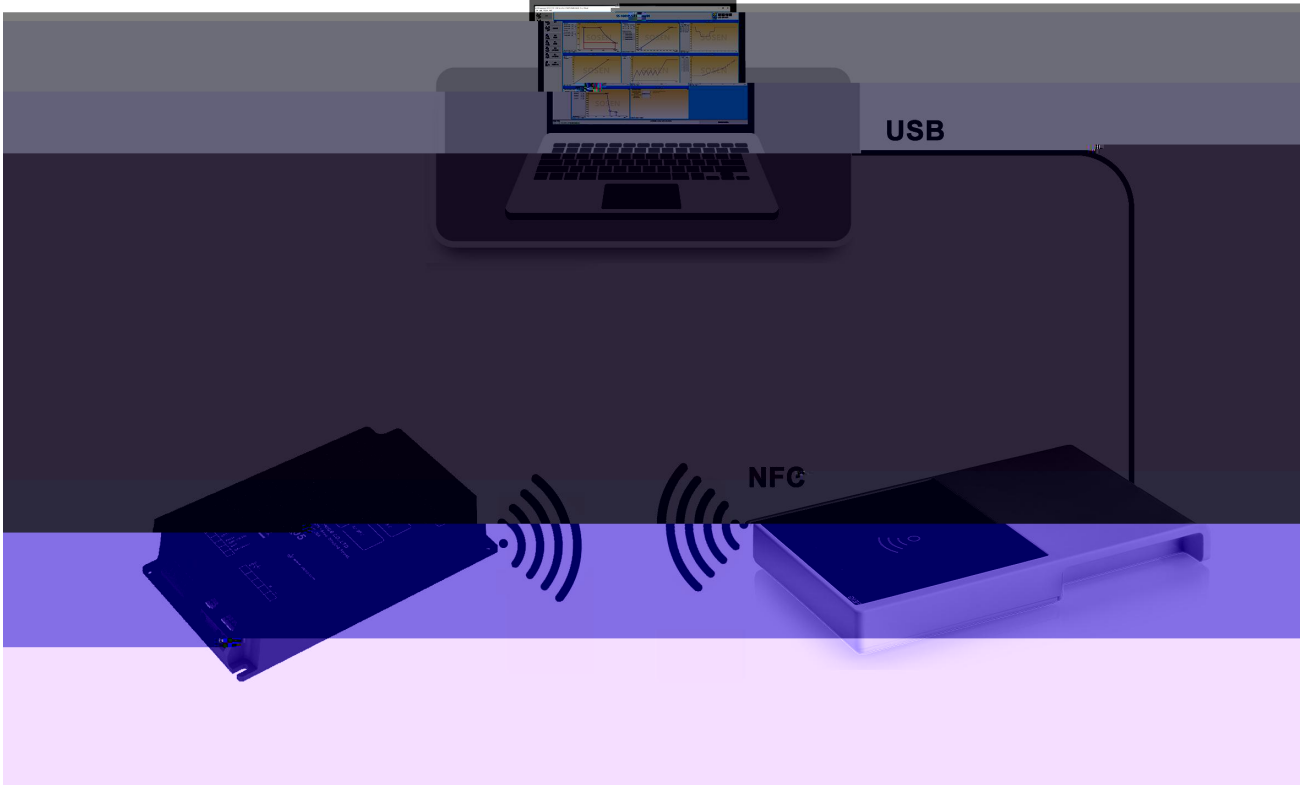
Red circles labeled "1", "2", "3", and "4" are overlaid on the circuit diagram, indicating specific components or areas of interest.



深圳市崧盛电子股份有限公司

SHENZHEN SOSEN ELECTRONICS CO., LTD.

SOSEN







深圳市崧盛电子股份有限公司

SHENZHEN SOSEN ELECTRONICS CO., LTD.

SOSEN





深圳市崧盛电子股份有限公司

SHENZHEN SOSEN ELECTRONICS CO., LTD.

SOSEN





深圳市崧盛电子股份有限公司

SHENZHEN SOSEN ELECTRONICS CO., LTD.

SOSEN

