

SOSEN LED Driver, Your Smart Choice

SS-800VP-E **集成系列** LED驱动电源

: SS-800VP-EXXBH*

: 800W LED集成

: V01

: 2025-01-10

DOVP-E 集

电源
VER

RIVER

集成

- 95.0
- C-10V PWM
-
- : 10kV/
- 12\
-
- <0.5W
- PC
- Type HL,
- /
- 5

型号

等工作
电压

输出
电压

1. 220Vac , 25 :
2. ' _D

SS-800VP-E 集成系列 LED驱动电源

“*”

“*”	AC 输入		DC 输出			调光端	
	线材	M19-3芯公头	线材	M19-2芯母头	M19-3芯母头	旋钮&RJ25	M12
B	✓		✓			✓	
B-M2		✓		✓		✓	
B-M3		✓			✓	✓	
-M2		✓		✓			

	120Vac		277Vac	
	90Vac		305Vac	
	47Hz	50/60Hz	63Hz	
			9A	120Vac
			910W	120Vac
(120Vac)			30A	冷机启动
(220Vac)			56A	
(277Vac)			70A	
			0.5W	220Vac/50Hz
	0.95	0.97		220Vac/50Hz
	0.90			120-277Vac 70% -100%
		8%	10%	220Vac/50Hz
			20%	120-277Vac 70% -100%

SS-800VP-E 集成系列 LED驱动电源

	28V		56V	28-48V
	48V		56V	$P_o = V_o * I_o = 800W$
	14.3A		16.7A	16.7A 48V, 14.3A 56V
AOC	1.75A		16.7A	
			60V	
&120Vac	90.0%	92.0%		56V/14.3A
&220Vac	93.0%	95.0%		56V/14.3A
&277Vac	93.5%	95.5%		56V/14.3A
	-5%		+5%	
PK-AV		5%	10%	
			10%	
			0.5S	120Vac
			0.5S	220Vac
	-2%		+2%	
	-2%		+2%	
		0.03% /		0 90
	90	100	110	

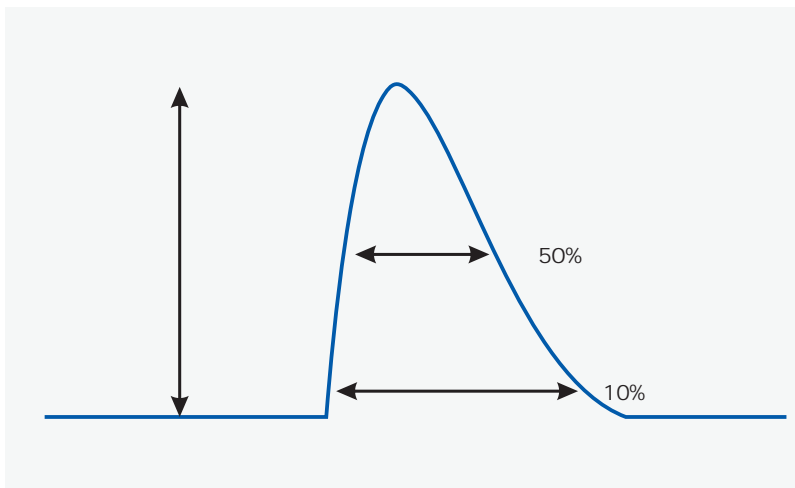
SS-800VP-E 集成系列 LED驱动电源

SS-800VP-E 集成系列 LED驱动电源

:

	UL	ENEC	
	2U+1000Vac	4U+2000Vac	
	2U+1000Vac	2U+1000Vac	
	2U+1000Vac	4U+2000Vac	
	10M		500Vdc
	0.1		25A/1min
	0.75mA		277Vac

1. EMC LN NTC EMC
2. LN NTC EMC

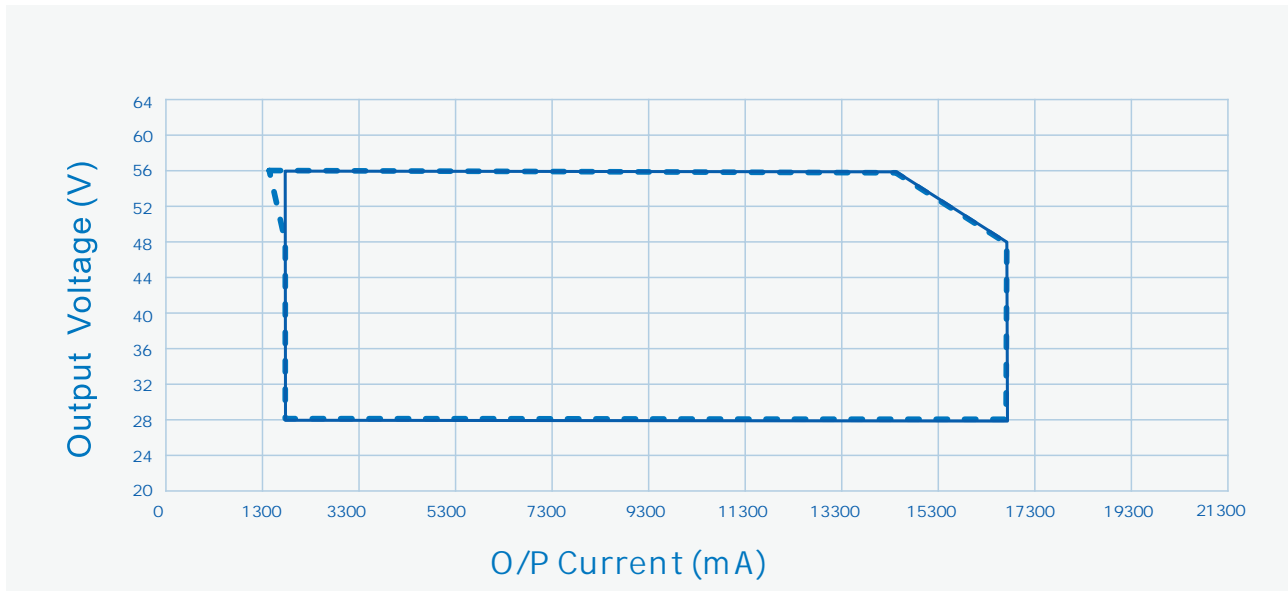


Vin		(@ 10%)	(@ 50%)
120Vac	30A	11mS	4mS
220Vac	56A	11mS	4mS
277Vac	70A	12mS	4mS

6/17

SS-800VP-E 集成系列 LED驱动电源

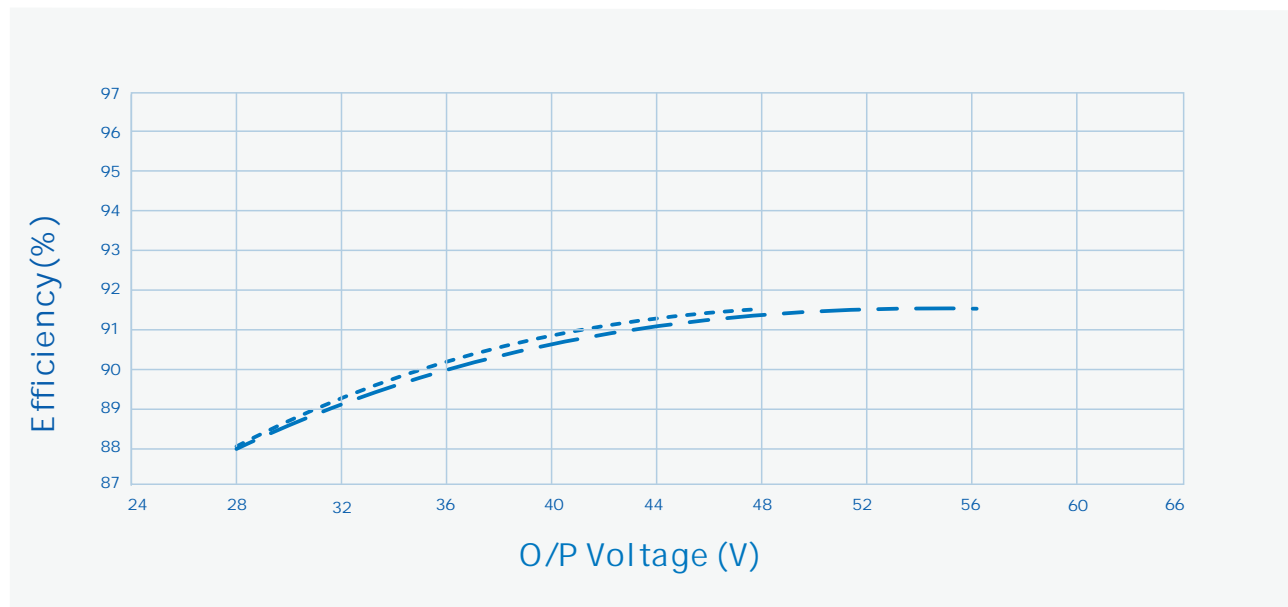
Vs. /AOC



----- Dimming Window

———— AOC Window

Vs. (Vin=120Vac)



----- Io=16700mA

- . - . Io=14300mA



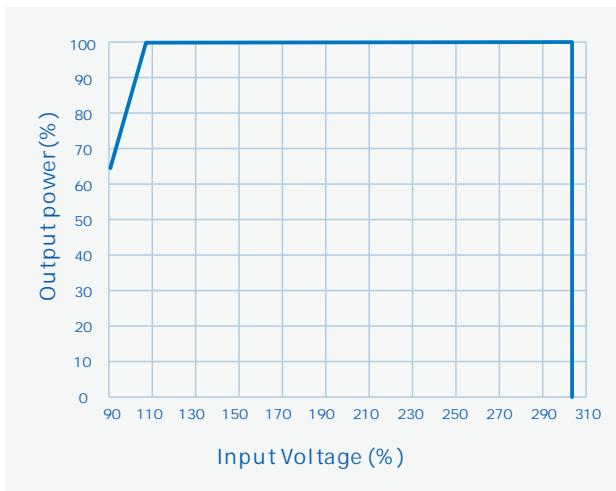
SS-800VP-E 集成系列 LED 驱动电源

8

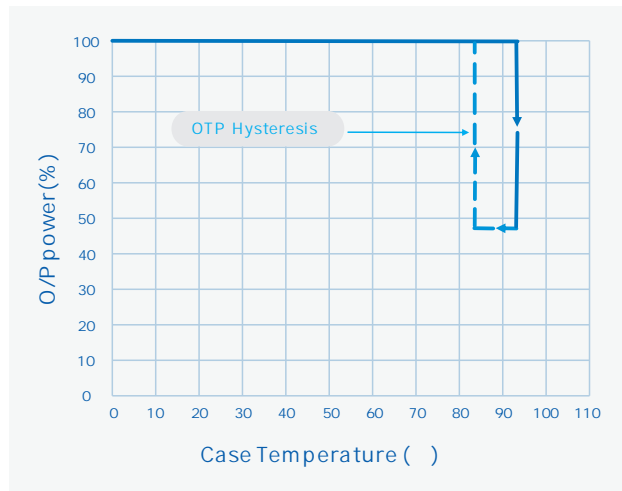


SS-800VP-E 集成系列 LED 驱动电源

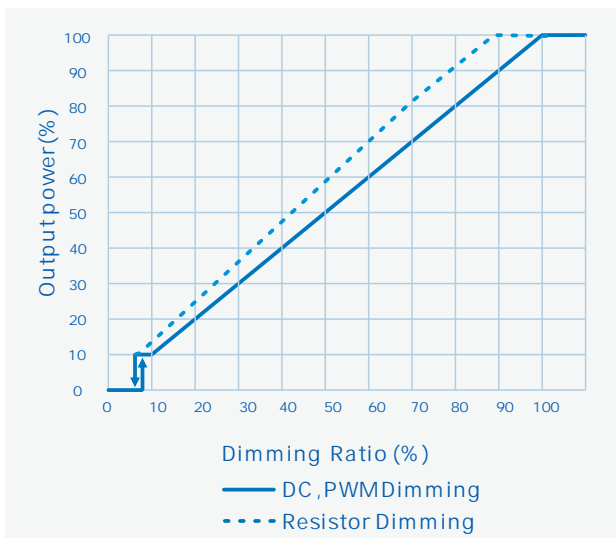
Vs. ()



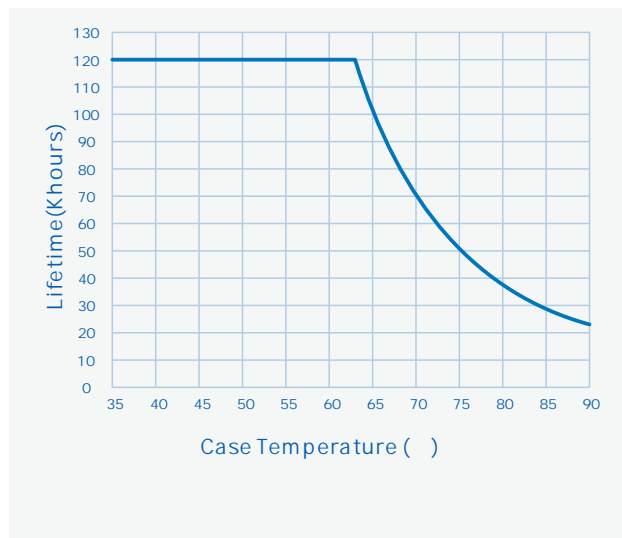
Vs.



Vs.



Vs.



SS-800VP-E 集成系列 LED驱动电源

- 1
- 2
- 3 PC

LED


LED

SS-800VP-E 集成系列 LED 驱动电源



	10V()	(其它)
	0V()	(BHB*)

" 10V()" /" 0V "



SS-800VP-E 集成系列 LED驱动电源

SS-800VP-E 集成系列 LED驱动电源

/RJ 25

SS-800VP-E 集成系列 LED驱动电源



V00		2024/12/19	
V01		2025/01/10	