

SOSEN LED Driver, Your Smart Choice

SS-600VP-E LED

: SS-600VP-EXX

: 600W LED

: V01

: 2025-02-20

SS-600VP-E

LED



SS-600VP-E LED

“ * ”

“ * ”	DALI (后缀:D)	AUX 12V (:H)	NTC (:N)	Timing	0-10V/PWMDim /Resistor (:B)	
BH		✓		✓	✓	
BHN		✓	✓	✓	✓	



	120Vac		277Vac	
	90Vac		305Vac	
	47Hz	50/60Hz	63Hz	
			7A	120Vac
			680W	120Vac
(120Vac)			30A	冷机启动
(220Vac)			56A	
(277Vac)			70A	
			0.5W	220Vac/50Hz
	0.95	0.97		220Vac/50Hz
	0.90			120-277Vac 70% -100%
		8%	10%	220Vac/50Hz
			20%	120-277Vac 70% -100%





	28V		56V	28-48V
	48V		56V	$P_o = V_o * I_o = 600W$
	10.7A		12.5A	12.5A 48V, 10.7A 56V
AOC	1.4A		12.5A	
			60V	
&120Vac	90.0%	92.0%		56V/10.7A
&220Vac	93.0%	95.0%		56V/10.7A
&277Vac	93.5%	95.5%		56V/10.7A
	-5%		+5%	
PK-AV		5%	10%	
			10%	
			0.5S	120Vac
			0.5S	220Vac
	-2%		+2%	
	-2%		+2%	
		0.03% /		0 90
	90	100	110	





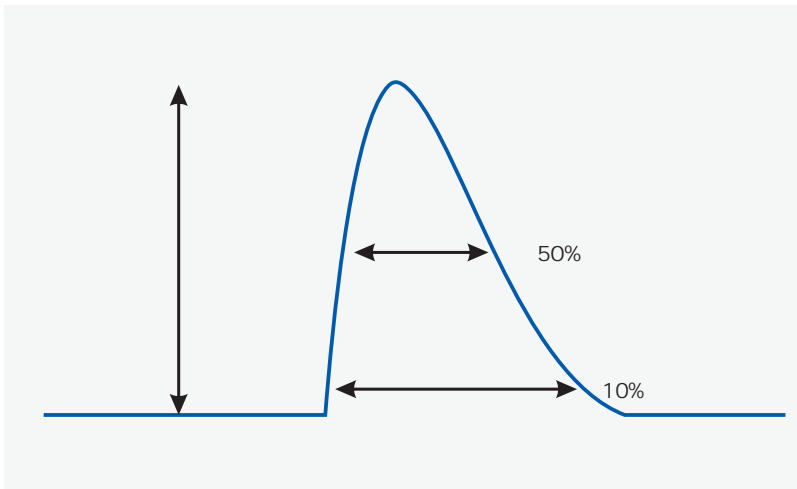
Tcase	-40	25	+90	
	-40	25	+90	
	10% RH		90% RH	
	5% RH		95% RH	
	-65m		4000m	



UL/cUL	UL8750	✓	
ENEC	EN 61347-1:2015 EN 61347-2-13:2014 EN 61347-2-13:2014/A1:2017	✓	
UKCA	EN 61347-1:2015+A1:2021 EN 61347-2-13:2014+A1:2017 EN 62493:2015 BS EN 61347-1:2015+A1:2021 BS EN 61347-2-13:2014+A1:2017 BS EN 62493:2015	✓	
CE	EN 61347-2-13:2014 EN61347-1:2008+A1:2011+A2:2013	✓	



EMI/EMS	/			
	EN55015:2013+A1:2015	230Vac		
	FCC Part 15 Subpart B; ANSI C63.4:2014	120Vac: Class A		
	EN55015:2013+A1:2015	230Vac		
	FCC Part 15 Subpart B; ANSI C63.4:2014	120Vac: Class A		
	IEC/EN 61000-3-2	Class C		
	IEC/EN61000-4-5	B	10kV	6kV
	ANSI/C82.77-5-2017	B	6kV	6kV
	IEC/EN 61000-4-12	B	6kV	6kV



Vin		(@ 10%)	(@ 50%)
120Vac	30A	8mS	10mS
220Vac	56A	9mS	4mS
277Vac	70A	10mS	5mS


6/15

6 2 7 5

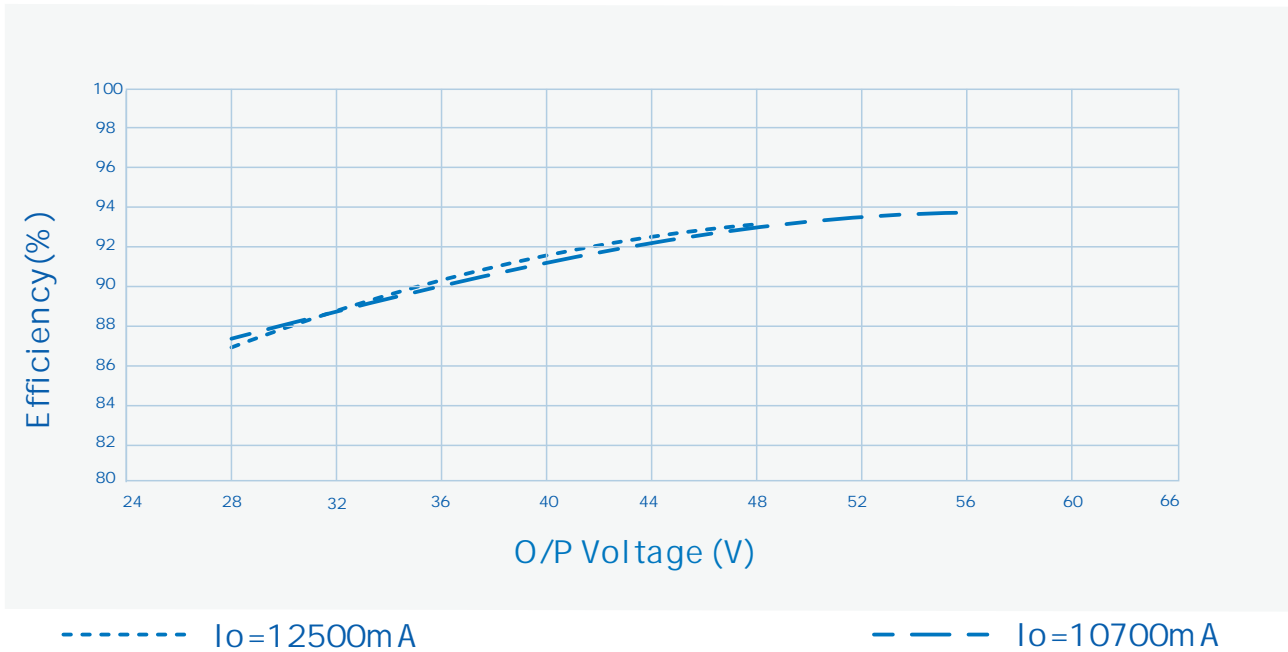
233

86-755-29358800

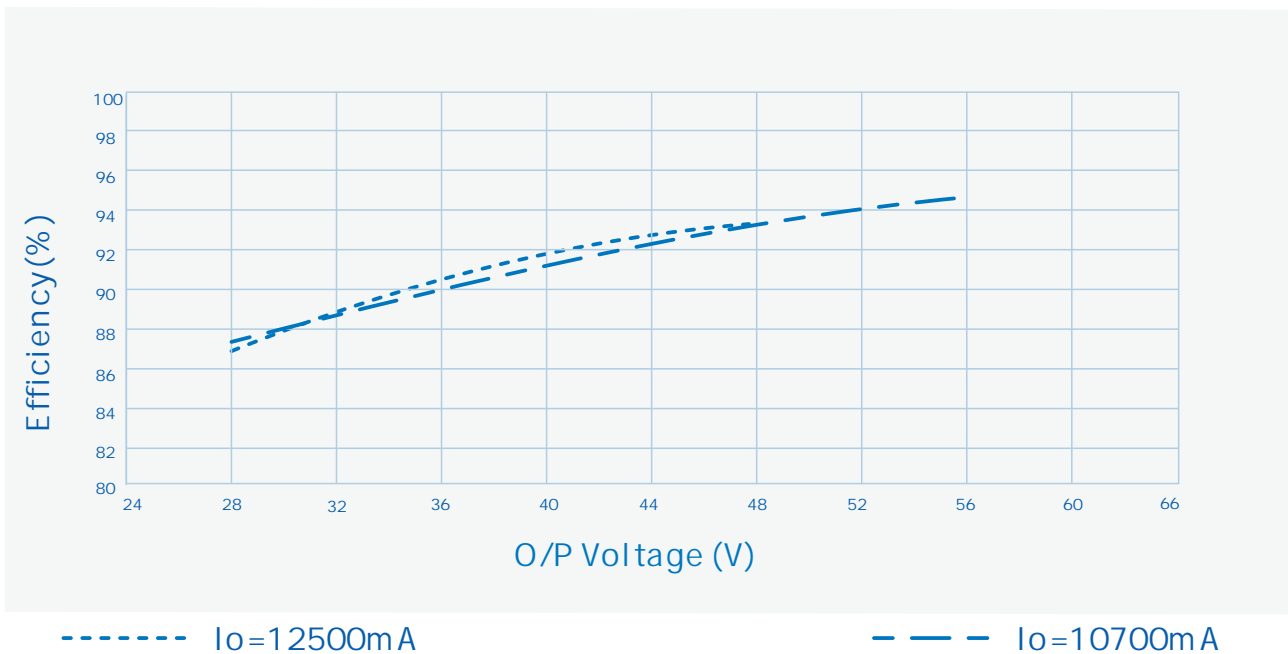
VV
Vs. ê í iê
E AOCI ã t VV
t EÍ e ù t tW t W
t Vê t Vê e ê e



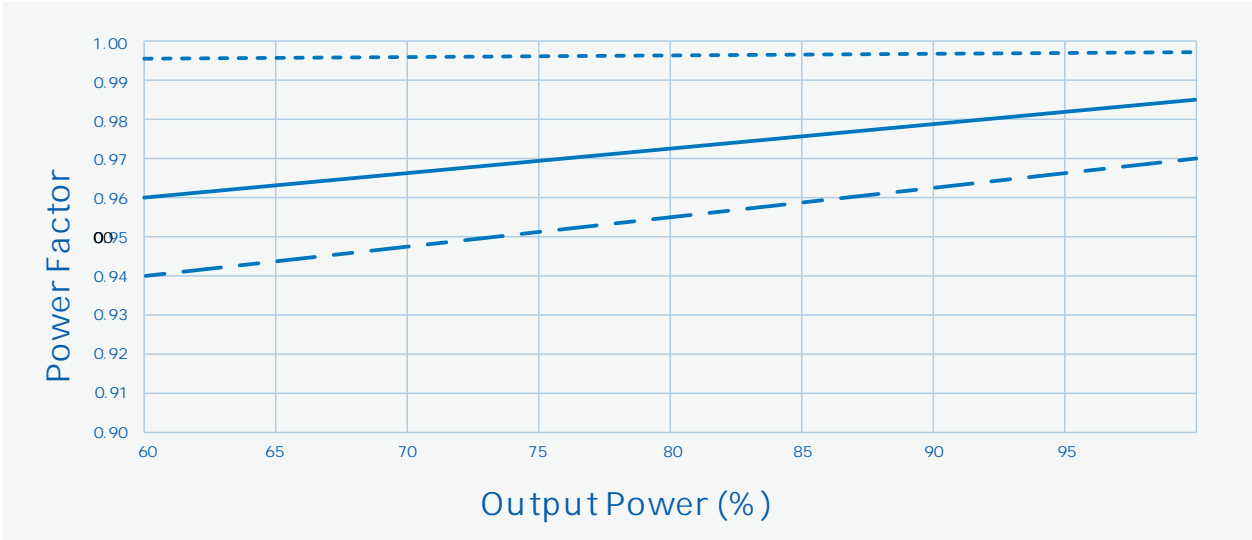
Vs. (Vin=220Vac)



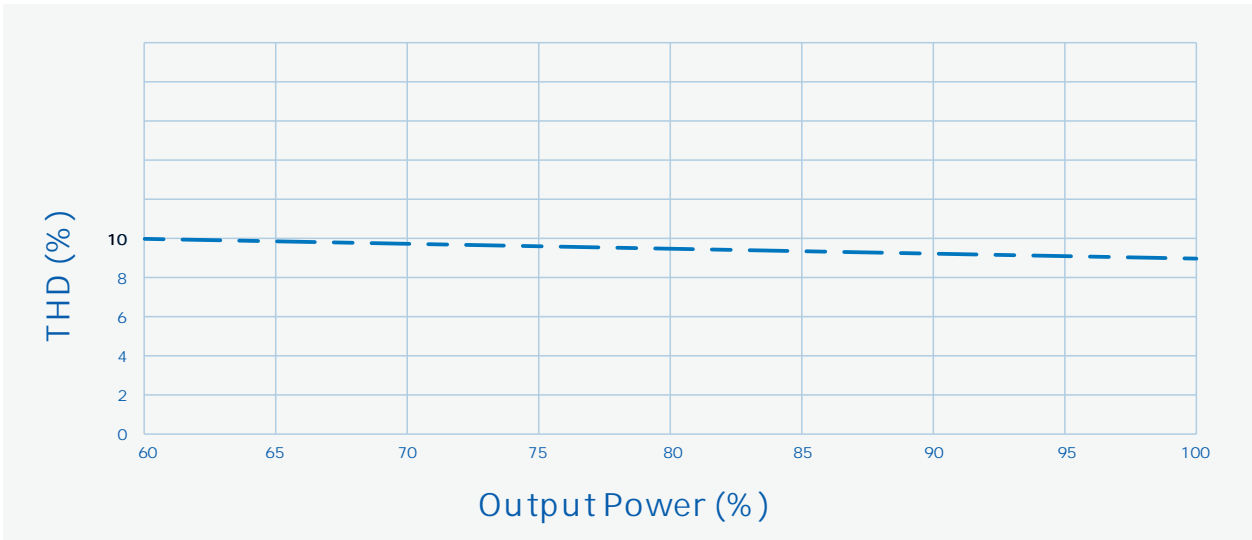
Vs. (Vin=277Vac)



Vs.



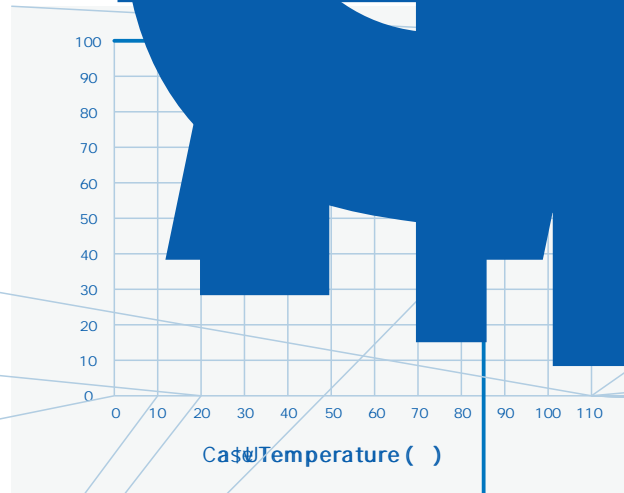
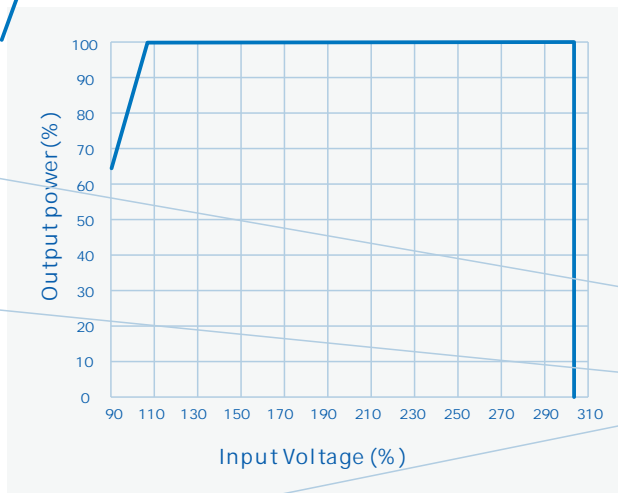
Vs.



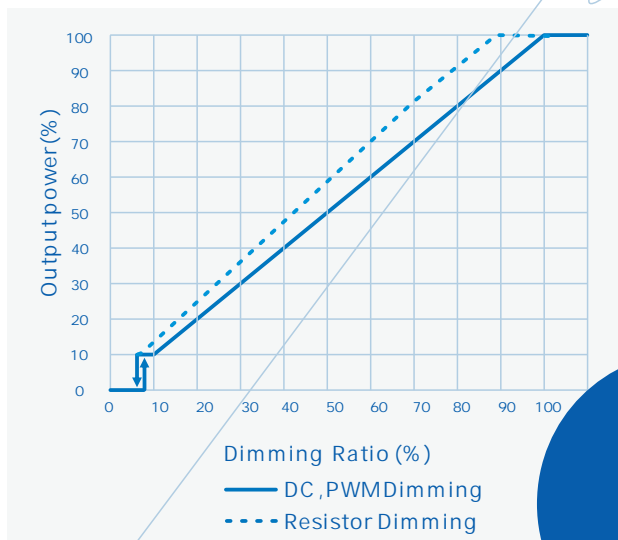
SS-600VP-E

LED

Vs. ()



Vs.



Vs.



- 1
- 2
- 3 PC

LED

LED




SS-600VP-E LED



	(0-10V)	10V()	
	(10-0V)	0V()	
	(0-10V)	0V()	(
			(

" 10V()" / " 0V "



SS-600VP-E LED

AC (450± 10mm) ù
8.0m



- mm × × =495× 385× 162;
- 5
- 2.5kg 13.5kg
-

S-600VP-E

LED

2024/11/09

