



# SOSEN LED Driver, Your Smart Choice

SS-320CNS-260\*      LED

: SS-320CNS-260\*

: 320WLED

: V01

: 2024-06-01



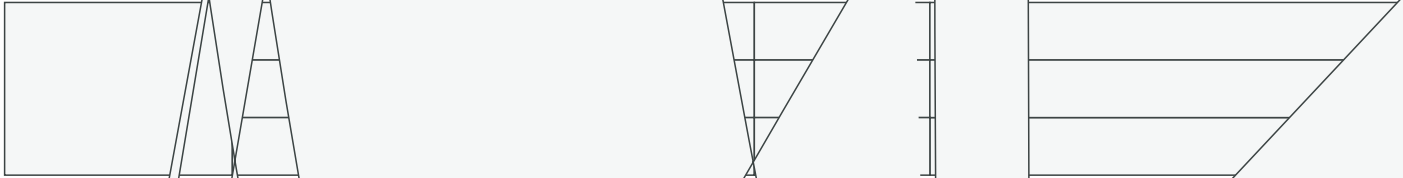
		277Vac	480Vac
		249Vac	528Vac
		47Hz	63Hz
			1.61A













Tcase	-40	25	+90	
	-40	25	+90	
	10% RH		90% RH	
	5% RH		95% RH	
	-65m		4000m	



UL/cUL	UL8750	✓	
TUV	EN 61347-2-13:2014/A1:2017 EN 61347-1:2015 EN 62493:2015		
RCM	AS/NZS61347.2.13		
CCC	GB 19510.14-2009		
CE	EN 61347-2-13:2014 EN61347-1:2008+A1:2011+A2:2013		

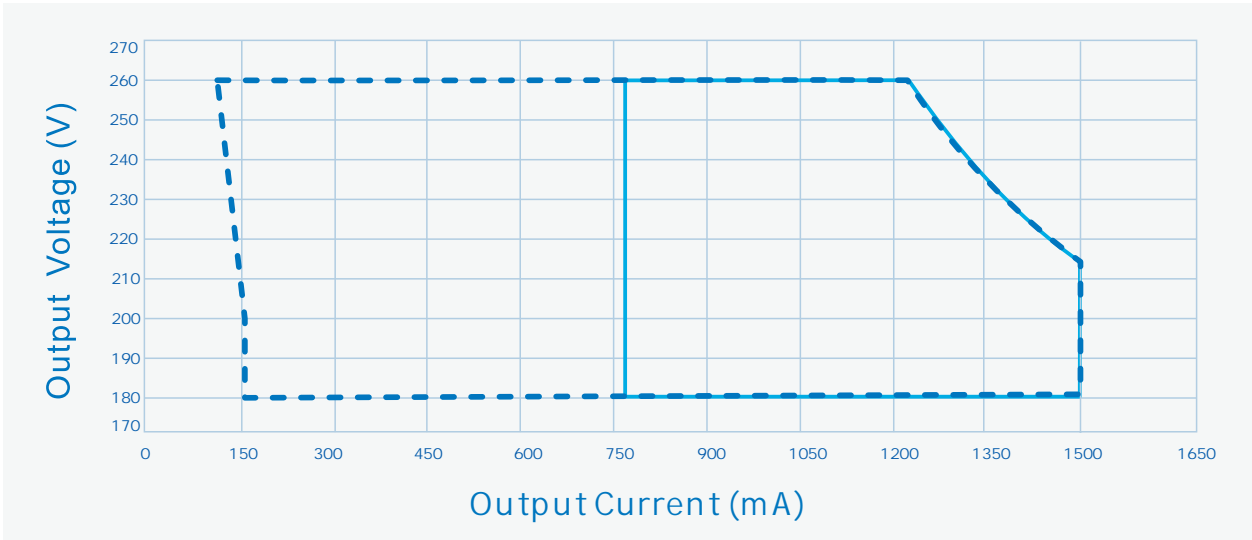


EMI/EMS	/		
	FCC Part15: Subpart B; ANSI 63.4:2014	Class A 4dB	
	FCC Part15: Subpart B; ANSI 63.4:2014	Class A 4dB	
	IEC/EN 61000-3-2	Class C	
	IEC/EN61000-4-5	B	6kV 6kV
	ANSI/C82.77-5-2017	B	6kV 6kV
	IEC/EN 61000-4-12;ANSI/C82.77-5-2017	B	6kV 6kV



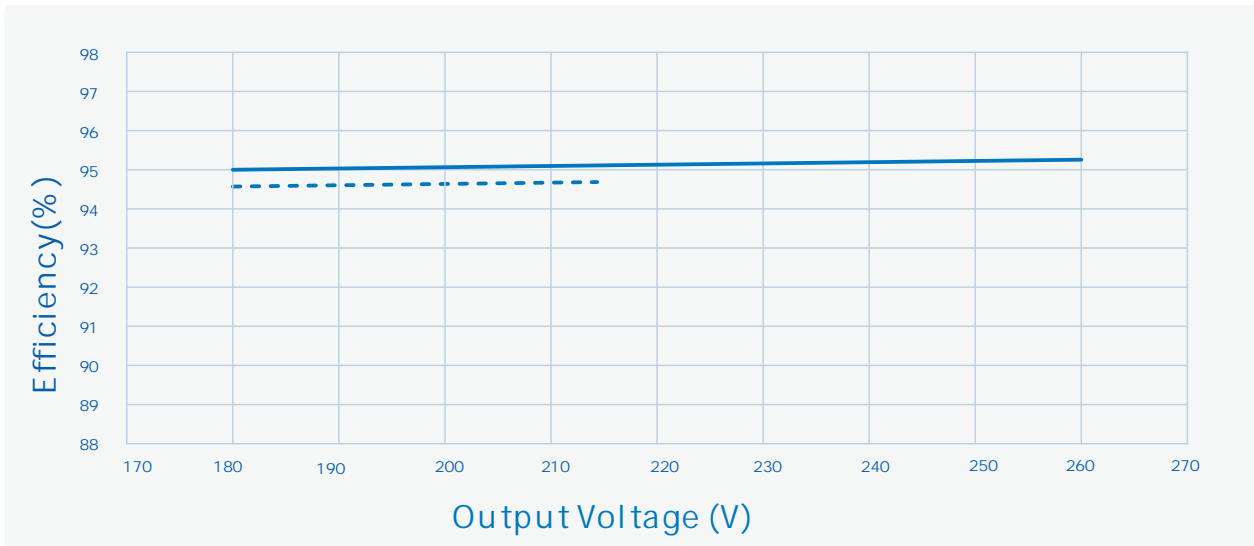


Vs. /AOC



----- Dimming Window      ————— AOC Window

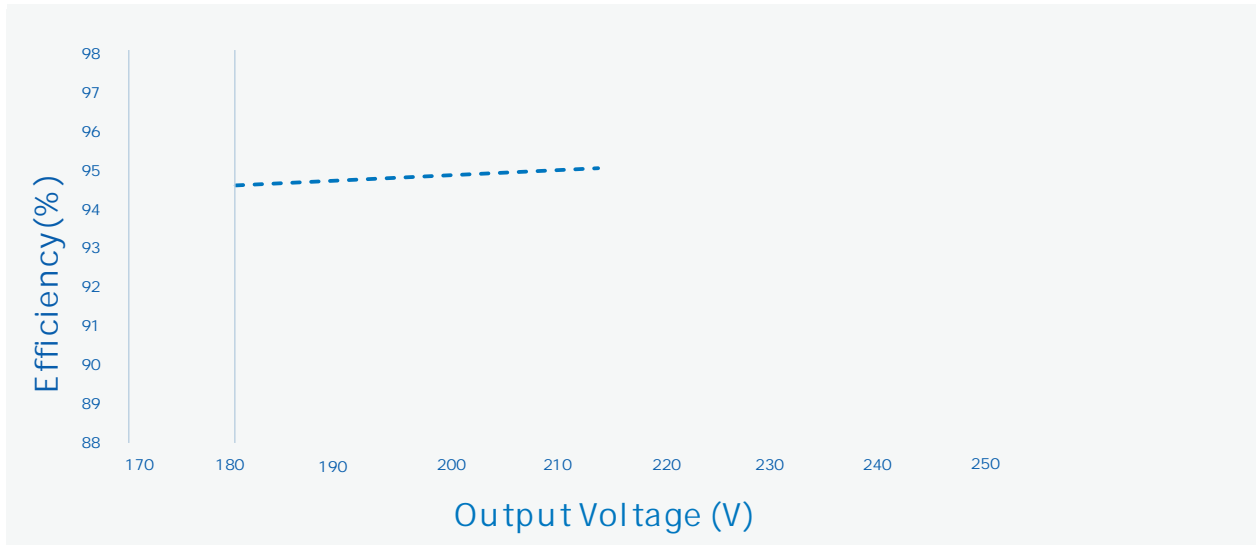
Vs. (Vin=277Vac)

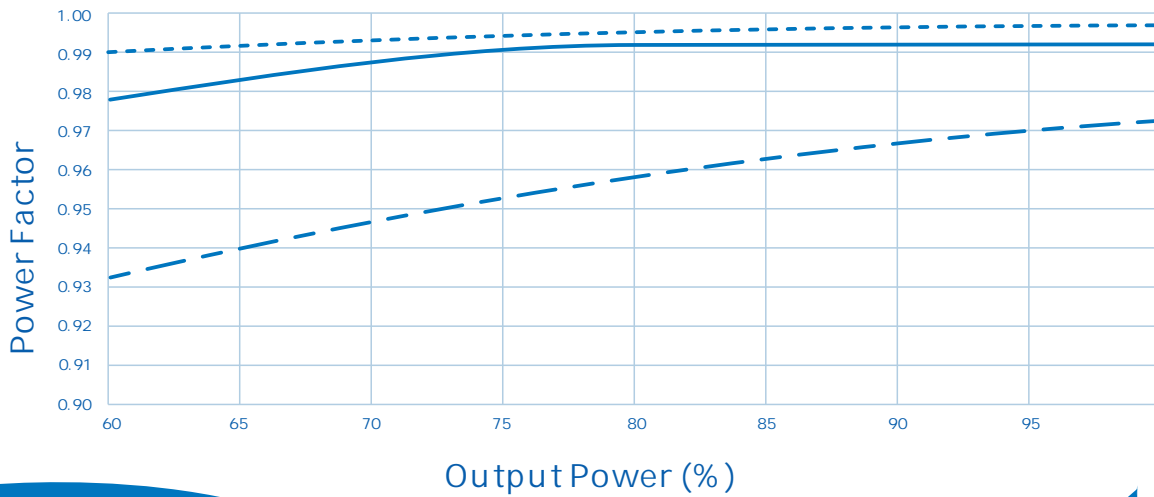


----- Io=1500mA      ————— Io=1230mA

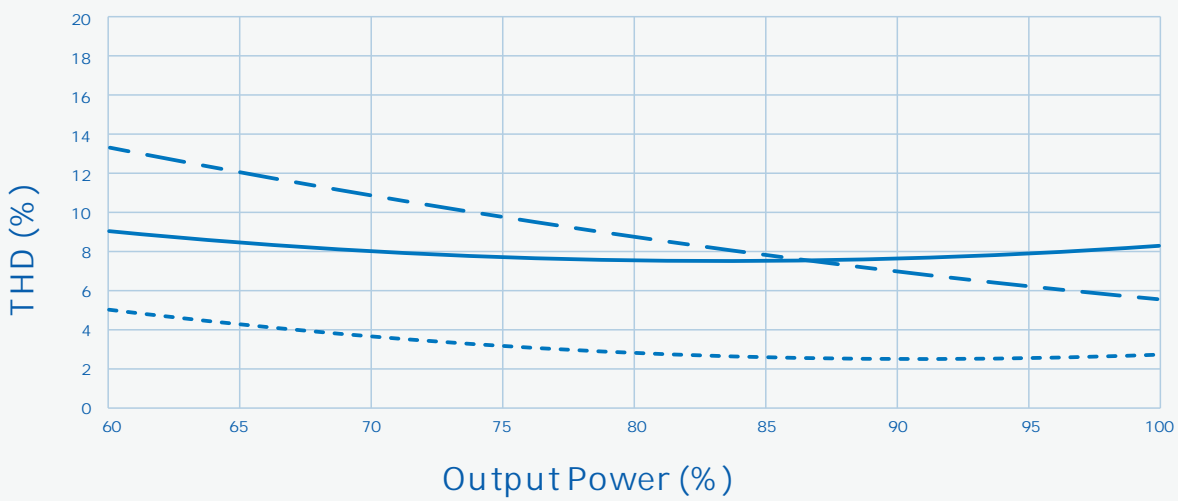


Vs. (Vin=347Vac)





Vs.

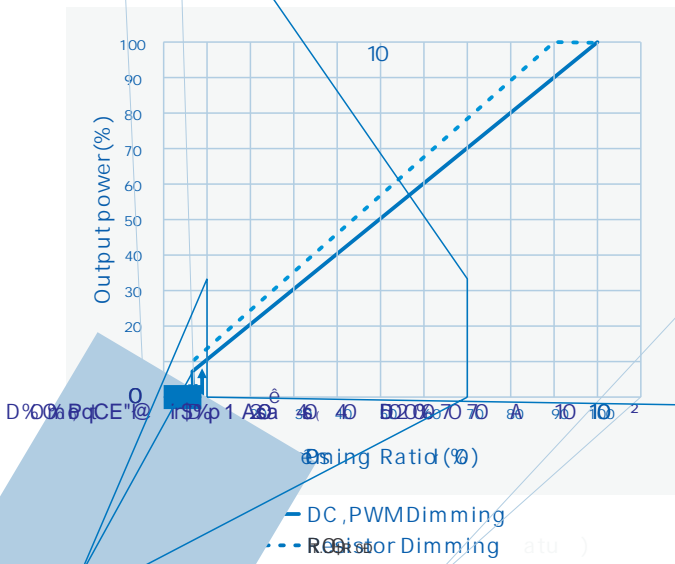


Vs.

Vs.

Vs.

Vs.







1			
2		5mm	
3	LED+ LED-	1.8mm	
4			
5	LED		
6	LED		
7		LED	

-		mm	x	x	=495x 385x 162;
-		9			
-	1.04kg			10.77kg	
-					

--	--	--	--	--	--

	GB 3873	83			
	1				

RoHS

	RoHS	(2011/65/EU)		2015/863/EU	
--	------	--------------	--	-------------	--



