

SOSEN LED Driver, Your Smart Choice

SS-650L-N360BH系列LED编程驱动电源

: SS-650L-N360BH

: 650W LED

: V01


: 2024-08-03



型号								
----	--	--	--	--	--	--	--	--



	180Vac		305Vac	
	47Hz		63Hz	
			3.83A	200Vac
(220Vac)			22A	
(277Vac)			25A	
			0.5W	220Vac/50Hz ,
	0.95	0.98		220Vac/50Hz
	0.90			220-277Vac 70% -100%
		7%	10%	220Vac/50Hz
			15%	



		10.8V	12V	13.8V	
				200mA	
0-10V		0V		12V	
		10% loiset		100% loiset	DIM+ 110uA
		0V		10V	DIM+/DIM-
PWM	PWM	9.8V		10.2V	
	PWM	0V		0.3V	DIM+ 110uA
	PWM	1KHz		2KHz	DIM+/DIM-
	PWM	0%		100%	
		0Kohm		100Kohm	
		10% lomax		100% loiset	DIM+ 110uA
		7%	8%	9%	PWM
		9%	10%	12%	PWM
	72	62,000hours		80%	
MTBF		200,000hours		220Vac, , 25 (ML-HDBK-217F)	
		IP67			
		90			
		5		72	
		1745g			
		252mm*89.5mm*44.5mm			x x

1, 25 LED N,
 2, :101K /N.
 0-100%





SS-650L-N360BH LED

Vin		(@ 10%)	(@ 50%)
220Vac	22A		
277Vac	25A	5.5mS	






Vs. (Vin=277Vac)



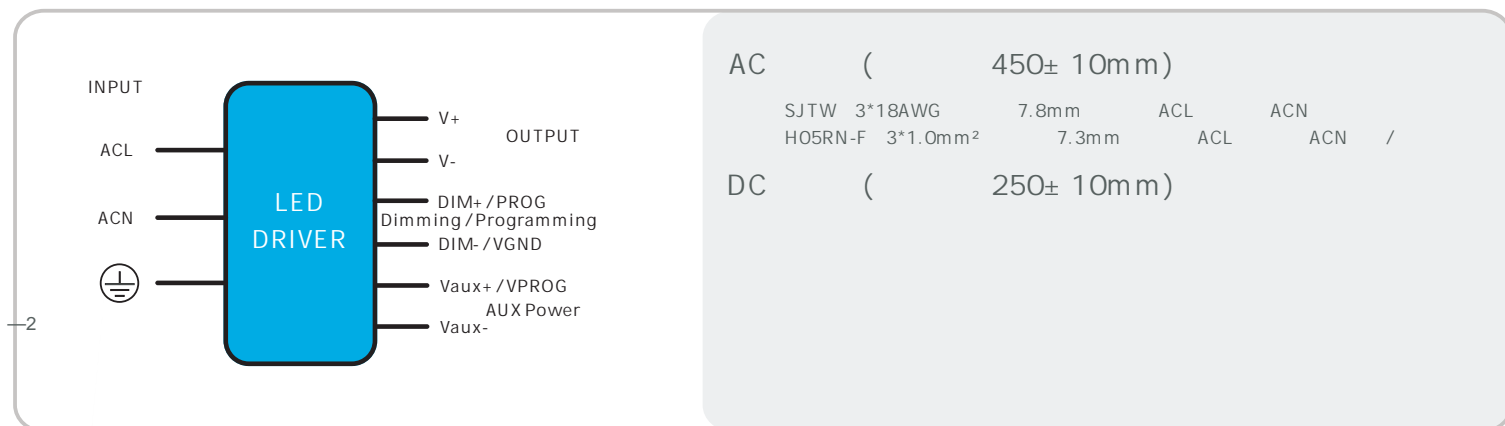



Vs.





SS-650L-N360BH LED







V00		2022/03/26	
V01		2024/08/03	

